

Techniques needed and shape



Classification

Division: Rhodophyta; Family: Delesseriaceae; Tribe: Nitophylloideae  
Group: *Myriogramme*

\*Descriptive name

crinkly-edged Film-plant

Features



plants 100-300mm tall, rose-red to purple, of **flat** blades (≈ 15mm wide), branched and usually wavy or ruffled at edges, veins absent, mature blades thin but **many** cells thick edges of the blades may be crinkled **or** smooth, or basal ones have branched marginal spines

Variations



Special requirements



view blades microscopically to find:

- in surface view: lack of veins, growth occurs by divisions of small cells fringing blades
- in cross sections: single layers of **large cells** in the cores, outer layers of **small cells**
- in cross sections of mature female structures (cystocarps): **chains** of spores

Occurrences

from West Coast S Australia to Victoria

Usual Habitat

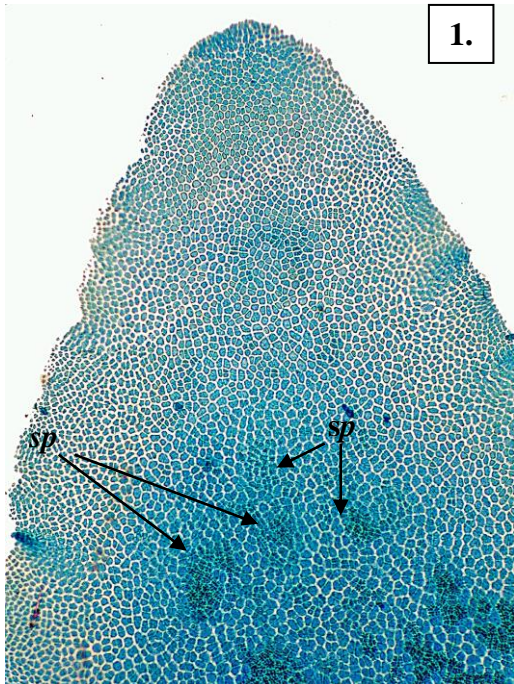
growing on sea grass or rock

Similar Species

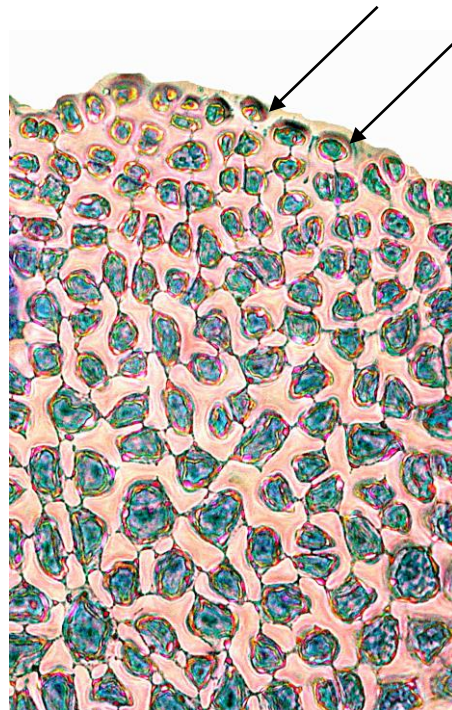
*Myriogramme* and *Nitophyllum* species, but *Nitophyllum* has microscopic veins and *Myriogramme* although veinless has blades generally only 1-cell thick (except in the midline region)

Description in the Benthic Flora Part IIID , page 100-103

Details of Anatomy



1.



2.



3.

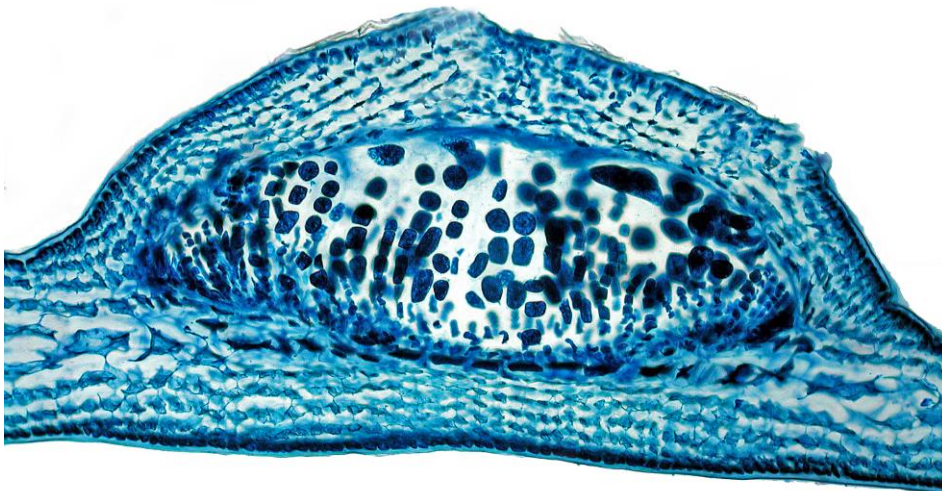
*Platyclinia stipitata* stained blue and viewed microscopically (#1-#3 slide 19020, #4 slide 17279):

1. surface view of a blade from a male plant: patches of male structures (spermatangia, *sp*)
2. blade edge: continuous fringe of dividing cells (**arrowed**)
3. cross section: core (medulla, *med*) of a single row of large cells; outer layers (cortex, *co*) of several rows of small cells



4.

5.



*Platyclinia stipitata* J Agardh

4. drift plant on a seagrass stem, from Blackfellows Caves, SE S Australia (A68373)

5. cross section through a mature female structure (cystocarp) stained blue and viewed microscopically (slide 17279): chains of sporangia

\* Descriptive names are inventions to aid identification, and are not commonly used  
"Algae revealed" R N Baldock State Herbarium S Australia, March 2003; additions August 2007; edited March 2014